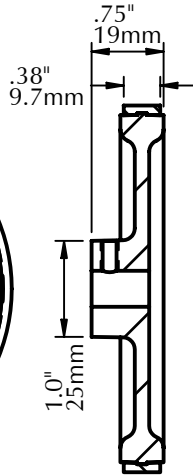
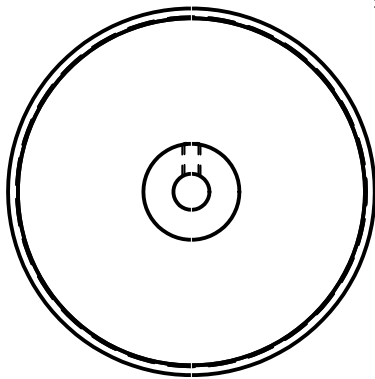
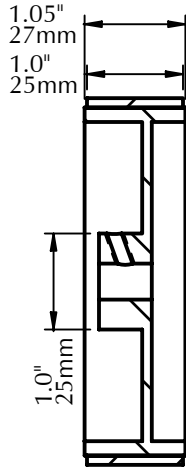
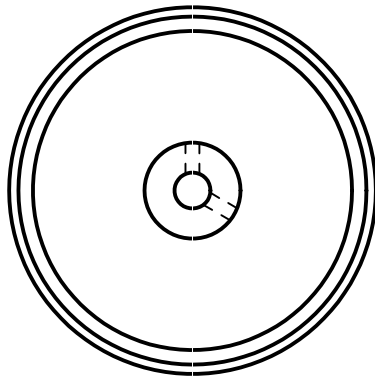


MW-1 and MW-30 Measuring Wheels

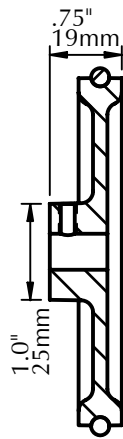
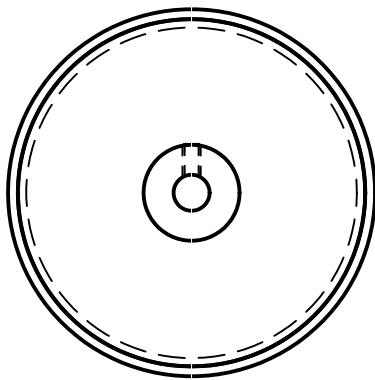
MW-1 and MW-30



MW-1W and MW-30W



MW-1R and MW-30R



DESCRIPTION

The **MW-1** measuring wheels are precision ground to a $12.00'' \pm .01''$ circumference ($3.82'' \pm .003''$ diameter), and the **MW-30** to $30.00\text{cm} \pm .025\text{cm}$ ($95.5\text{mm} \pm .1\text{mm}$ diameter). The wheels are aluminum with a urethane tire having a high coefficient of friction. They attach to an encoder shaft using one or two 10-24 set screws, as shown in the drawings to the left.

The **MW-1W** and **MW-30W** are similar to the MW-1 and MW-30, but have a 1" (25mm) wide precision ground urethane tire.

The **MW-1R** and **MW-30R** are made using the same aluminum wheel as the MW-1 and MW-30, but have a replaceable 3/16" width urethane O-ring that can be ordered separately (part no. 450-PLA-MW1R). Because these wheels are not precision ground they have greater tolerances than the other wheels. The MW-1R is $12.00'' \pm .03''$ circumference ($3.82'' \pm .01''$ diameter), and the MW-30R is $30.00\text{cm} \pm .078\text{cm}$ ($95.5\text{mm} \pm .25\text{mm}$ diameter).

SPECIFICATIONS

Shore Hardness: 83A

Operating Temperature Range: -25° to 65°C , -20° to 150°F

Urethane is FDA compliant, food grade.

INSTALLATION and MAINTENANCE

Measuring wheels should be installed such that they are perpendicular to and their rotation is directly in line with the moving web or conveyor, or there could be premature wheel tread wear. For the double wheel RH encoder, use of the Y-1, Y-3, MB-UB1, MB-UB2, MB-UB3, or MB-UB4 mounting adapters allow the RH encoder to self-align with the moving web. The underbelt adapters apply an upward force that is directly along the centerline of the RH encoder, minimizing wheel wear. On curved sections of conveyors, we recommend the use of the IW modification with the RH encoder, or use a single wheeled encoder. Special care must be used when installing a single wheel encoder to ensure it is properly aligned.

Maintenance consists of periodically cleaning the wheel tread, or replacing the O-ring (part no. 450-PLA-MW1R). In dirty environments this is especially important since dirt accumulation on the wheel will increase its diameter.

MODEL NUMBERS

MW			
Measuring Wheel			
Circumference:			
1 = 1 foot or 12" (3.82" dia.),			
30 = 30 centimeters (95.5mm dia.)			
Type:			
leave blank for standard width			
R = standard width with replaceable O-ring			
W = 1" (25mm) width			
Shaft Size:			
A = 5/16", B = 3/8", C = 1/4", .5 = 1/2",			
6mm, 7mm, 8mm, 10mm			

Examples: **MW-1-B** (1 ft circumference, 3/8" shaft)

MW-30W-10mm (30cm circum., 25mm wide, 10mm shaft)



PO Box 25135 813-886-4000

Tampa FL 33622-5135, USA 800-237-0946

tco.com • photocraftencoders.com