

Model: **MB-UB1M**

Under-belt mounting

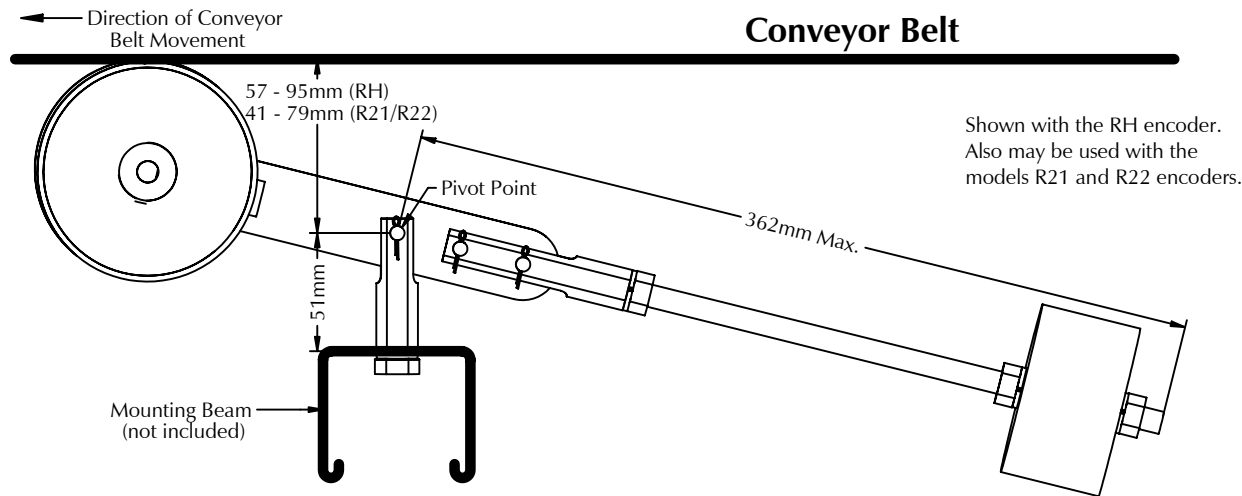


Figure 1: MB-UB1M (units in millimeters)

DESCRIPTION

The MB-UB1M Counter Weight assembly facilitates mounting the model RH, R21 and R22 wheeled encoders under the conveyor belt (or roller) as shown in figure 1. The Y-3M yoke provides a pivot point so the encoder wheels maintain contact and alignment with the belt, compensating for up/down and some sideways movement of the belt. Nylon washers are included to accommodate the thinner handle on the R21 and R22 wheeled encoders.

INSTALLATION

1. Assemble the Y-2M yoke assembly on the end of the encoder arm as shown in figure 2.
2. Assemble the weight and threaded rod (figure 3).
3. Assemble the Y-3M yoke assembly (figure 4).
4. Bolt the Y-3M yoke to a mounting beam (not supplied) using the M10-1.5 bolt and lock washer. The Y-3M should be perpendicular to the conveyor belt with the pivot point below the conveyor belt as shown in figure 1, and positioned so the encoder is aligned with the belt. Caution: If the encoder is not aligned with the belt, premature wheel wear will result.
5. Adjust the position of the .6 kg. weight along the threaded rod. Locating the weight at the end of the rod results in the maximum upward force of the wheels against the belt (this is the normal configuration). The weight can be positioned closer to the encoder along the rod to reduce the upward force.
6. Attach the encoder cable so the cord is clear of the pivot point, and with sufficient slack to allow for expected up/down and sideways encoder movement.

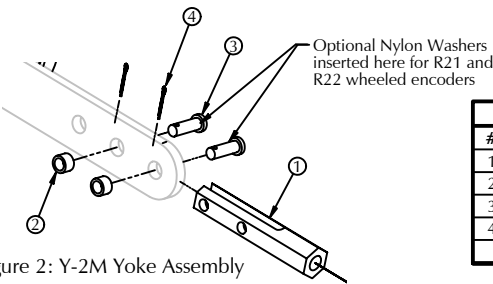


Figure 2: Y-2M Yoke Assembly

Y-2M Yoke Components			
#	Description	Part No.	Qty
1	Y-2M Yoke	605-0150-01	1
2	Plastic Bushing	543-2668	2
3	Clevis Pin	541-0001	2
4	Cotter Pin	541-0002	2
	Nylon Washer	543-3806	4

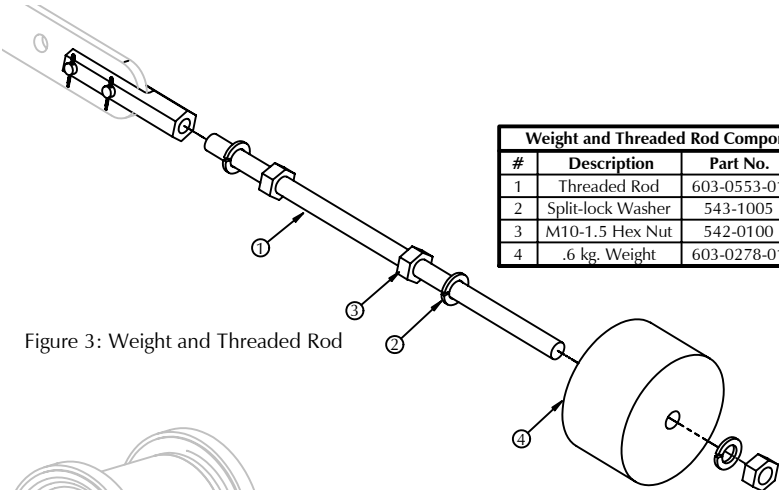


Figure 3: Weight and Threaded Rod

Weight and Threaded Rod Components			
#	Description	Part No.	Qty
1	Threaded Rod	603-0553-01	1
2	Split-lock Washer	543-1005	3
3	M10-1.5 Hex Nut	542-0100	3
4	.6 kg. Weight	603-0278-01	1

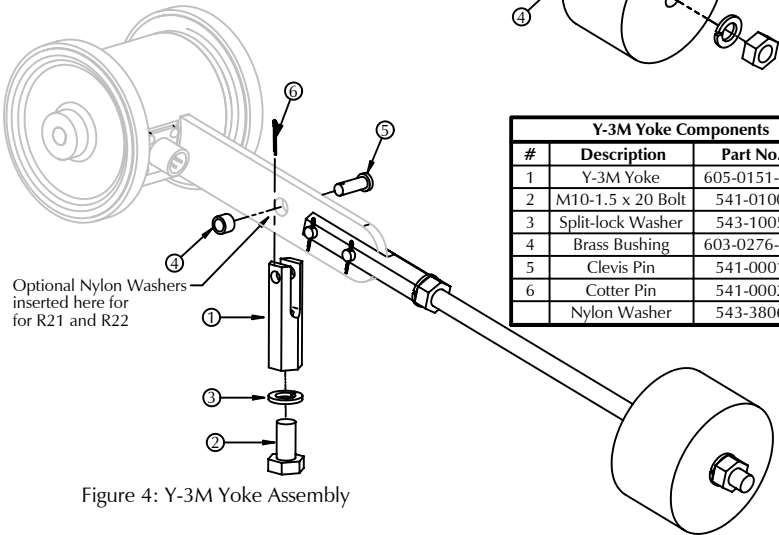


Figure 4: Y-3M Yoke Assembly

Y-3M Yoke Components			
#	Description	Part No.	Qty
1	Y-3M Yoke	605-0151-01	1
2	M10-1.5 x 20 Bolt	541-0100	1
3	Split-lock Washer	543-1005	1
4	Brass Bushing	603-0276-01	1
5	Clevis Pin	541-0001	1
6	Cotter Pin	541-0002	1
	Nylon Washer	543-3806	2



PO Box 25135 813-886-4000
Tampa FL 33622-5135, USA 800-237-0946
ttco.com • photocraftencoders.com